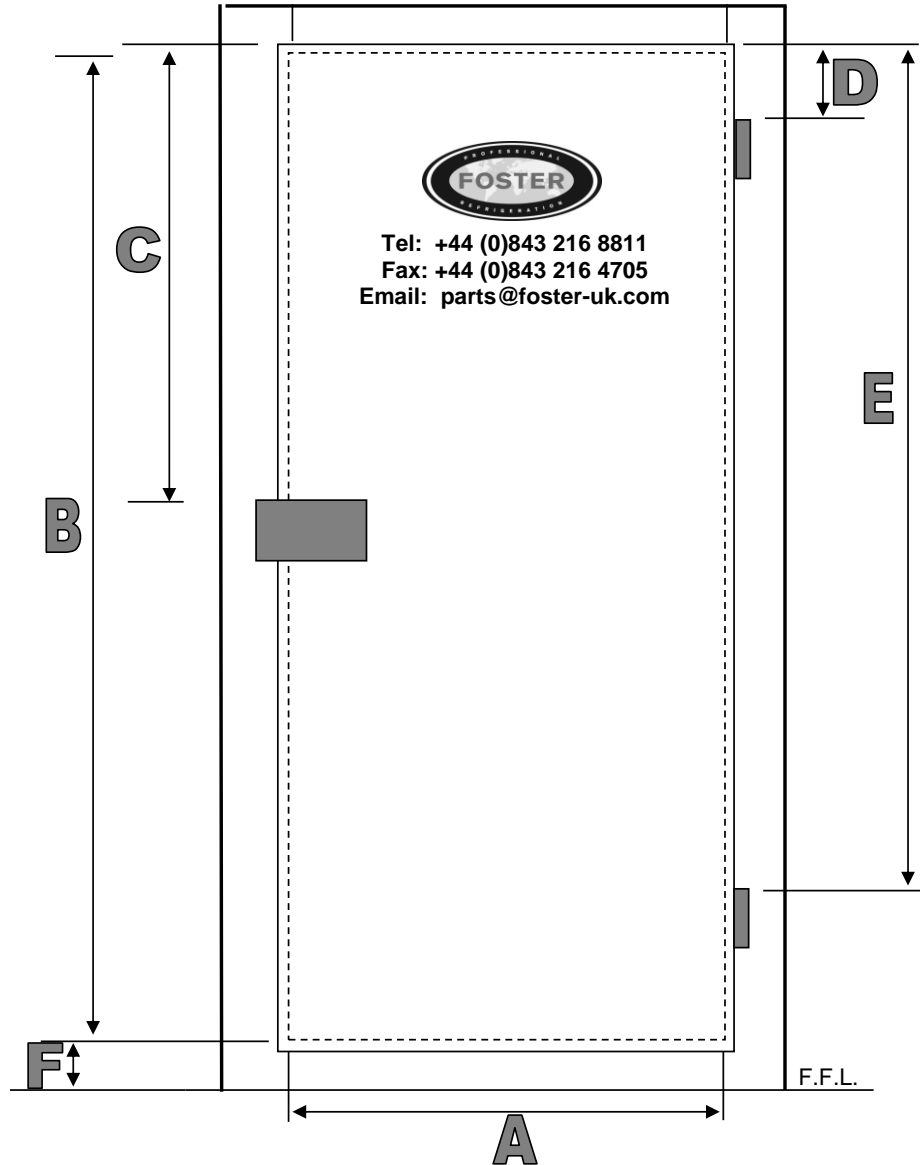




# Replacement Door Sheet



Serial no. (if known) <i>If serial no. not known, approximate age</i>		E		
Product name (e.g. BC,PRP etc.)				
Door hinging (tick relevant box)	Right hand <i>(as shown)</i>	<input type="checkbox"/>		
	Left hand	<input type="checkbox"/>		
Door type (tick relevant box)	Overlap <i>(as shown)</i>	<input type="checkbox"/>		
	Wiper <i>(floorless application)</i>	<input type="checkbox"/>		
Finish of door <i>(e.g. White, S/S etc.)</i>	Interior			
	Exterior			
Insulation <i>(thickness)</i>	75mm	<input type="checkbox"/>		
	100mm	<input type="checkbox"/>		
Gasket type (tick one)	Balloon 	<input type="checkbox"/>	Magnetic 	<input type="checkbox"/>
	Dimension (please enter ALL dimensions)		Value (mm.)	
A = Clear opening width <i>(Measurement from inside edge to inside edge of doorframe)</i>				
B = Clear Opening height <i>(Measurement from inside edge of doorframe to floor)</i>				
C = Distance from top of door to top of handle				
D = Distance from top of door to top of upper hinge				
E = Distance from top of door to top of lower hinge				
F = Step*				

\* applicable to rooms with modular floor, for floorless rooms enter value = 0

Date	Customer	Contact	Tel.
			Fax.

Advisor	
---------	--